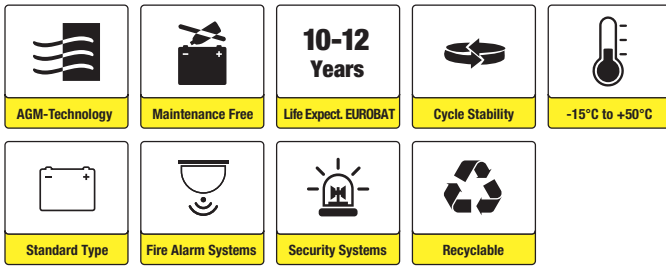




⊕⊖ **sunbattery**®


SB12-26V0 (12V26Ah)



Applications

- Uninterruptable Power Supply (UPS)
- Electric Power System (EPS)
- Emergency backup power supply
- Emergency light
- Railway signal
- Alarm and security system
- Communication power supply
- DC power supply

Certificates

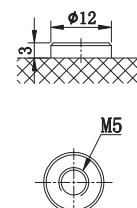
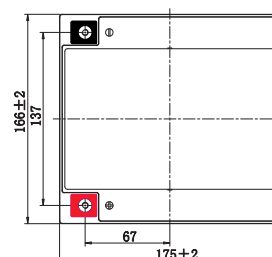
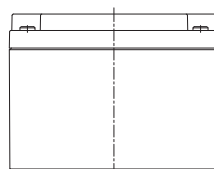
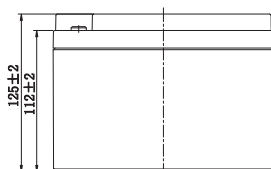


Specifications

Nominal Voltage	12V	Nominal Oper. Temp. R.	25±3°C
Nominal Capacity	26Ah (C ₂₀ , 1.80V/cell)	Cycle Use	Initial Charging Current less than 7.8A. Voltage 14.4V~15.0V at 25°C. Temperature Coefficient -30mV/°C.
Approx. Weight	8.00kg	Standby Use	No limit on Initial Charging Current. Voltage 13.5V~13.8V at 25°C Temp. Coefficient -20mV/°C
Terminal	M5	Capacity affected by Temp.	40°C 103% 25°C 100% 0°C 86%
Container Material	ABS UL94 V0	Self Discharge	SB batteries may be stored for up to 6 months at 25°C and then a freshening charge is required. For higher temperatures the time interval will be shorter.
Rated Capacity (25°C)	26.0Ah/1.30A, 20hr, 1.80V/cell 24.4Ah/2.44A, 10hr, 1.80V/cell 21.9Ah/4.37A, 5hr, 1.75V/cell 19.1Ah/6.38A, 3hr, 1.75V/cell 16.0Ah/16.0A, 1hr, 1.60V/cell	Life Expectancy	10-12 years according to EUROBAT
Max. Discharge Current	390A (5s)		
Internal Resistance / Impedance (1kHz)	Approx. 14mΩ		
Operating Temp. Range	Discharge: -15~50°C Charge: 0~40°C Storage: -15~40°C		

Dimensions

- **M5 Terminal**
Unit: mm [inches]





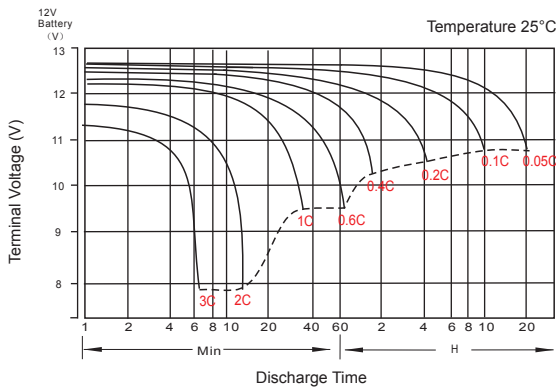
Constant Current Discharge (Amperes) at 25°C

F.V/Time	5min	10min	15min	20min	30min	45min	1h	2h	3h	4h	5h	6h	8h	10h	20h
1.85V/cell	69.9	51.1	38.8	33.1	24.8	18.2	14.5	8.56	6.18	4.92	4.25	3.64	2.87	2.40	1.27
1.80V/cell	75.1	54.2	40.7	34.4	25.6	18.7	14.8	8.72	6.28	5.00	4.31	3.70	2.91	2.44	1.30
1.75V/cell	79.2	56.3	42.0	35.3	26.2	19.1	15.1	8.88	6.38	5.06	4.37	3.74	2.94	2.46	1.31
1.70V/cell	82.9	58.6	43.4	36.4	26.9	19.5	15.4	9.01	6.47	5.13	4.43	3.78	2.97	2.48	1.32
1.65V/cell	85.8	60.3	44.5	37.1	27.4	19.8	15.6	9.11	6.54	5.18	4.46	3.82	2.99	2.50	1.33
1.60V/cell	91.0	62.8	46.0	38.2	28.1	20.3	16.0	9.29	6.66	5.27	4.54	3.87	3.04	2.53	1.34

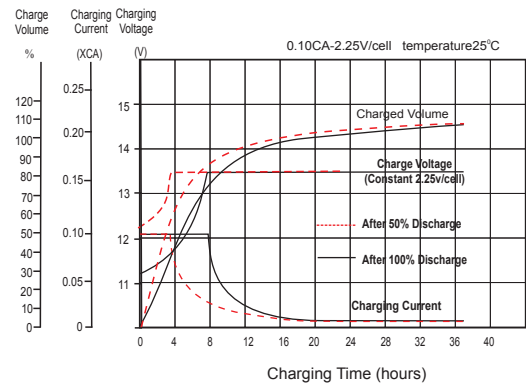
Constant Power Discharge (Watts/cell) at 25°C

F.V/Time	5min	10min	15min	20min	30min	45min	1h	2h	3h	4h	5h	6h	8h	10h	20h
1.85V/cell	132.2	97.3	74.2	63.7	47.9	35.2	28.2	16.8	12.1	9.70	8.39	7.20	5.68	4.77	2.54
1.80V/cell	140.8	102.4	77.4	65.9	49.2	36.1	28.8	17.0	12.3	9.82	8.50	7.30	5.76	4.84	2.57
1.75V/cell	146.7	105.7	79.5	67.3	50.3	36.7	29.2	17.3	12.5	9.94	8.60	7.38	5.82	4.88	2.60
1.70V/cell	152.1	109.2	81.7	68.9	51.3	37.4	29.7	17.5	12.6	10.1	8.70	7.45	5.87	4.93	2.62
1.65V/cell	156.1	111.7	83.4	70.2	52.1	37.9	30.1	17.7	12.8	10.1	8.76	7.52	5.92	4.96	2.64
1.60V/cell	162.4	114.9	85.7	71.9	53.2	38.6	30.6	18.0	13.0	10.3	8.88	7.61	5.99	5.02	2.67

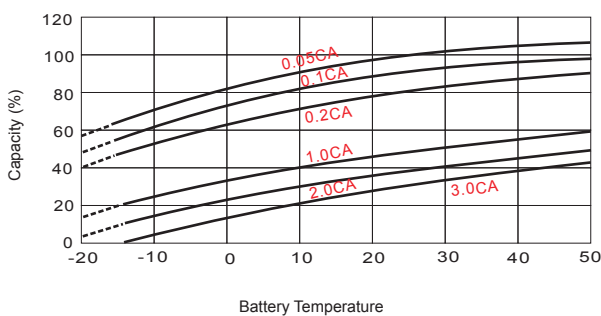
Discharge Characteristics



Float Charging Characteristics



Temperature Effects in Relation to Battery Capacity



Effect of Temperature on Long Term Float Life

