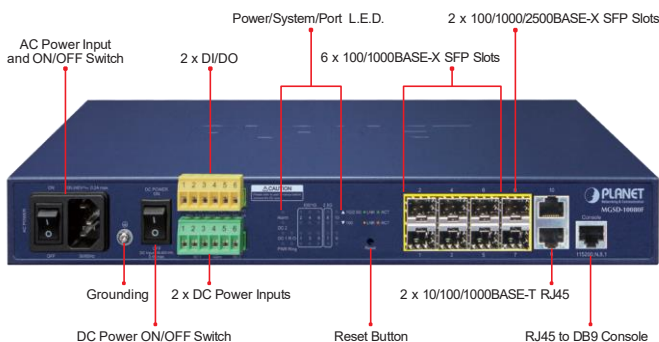


## 6-Port 100/1000X SFP + 2-Port 1G/2.5G SFP + 2-Port 10/100/1000T Managed Metro Ethernet Switch



### Multiple SFP Fiber Port Switch for Growing Long-Reach Networking of Enterprises, Telecoms and Campuses

PLANET MGSD-10080F Managed Metro Ethernet Switch is equipped with advanced management functions and provides **6 100/1000Mbps dual speed SFP Fiber ports**, **2 100/1000/2500Mbps SFP ports** and **2 10/100/1000Mbps TP ports** delivered in a rugged strong case. It is capable of providing non-blocking switch fabric and wire-speed throughput as high as **26Gbps** in the temperature range from -10 to 60 degrees C without any packet loss and CRC error, which greatly simplify the tasks of upgrading the enterprise LAN for catering to increasing bandwidth demands. The MGSD-10080F is specially designed for service providers to deliver profitable long-distance Ethernet network. The MGSD-10080F adopts "Front Access" design, making the wiring and maintenance of the MGSD-10080F placed in a cabinet very easy for technicians.



### Cybersecurity Network Solution to Minimize Security Risks

The MGSD-10080F supports SSHv2 and TLS protocols to provide strong protection against advanced threats. It includes a range of cybersecurity features such as **DHCP Snooping**, **IP Source Guard**, **ARP Inspection** Protection, **802.1x port-based** network access control, **RADIUS** and **TACACS+** user accounts management, **SNMPv3** authentication, and so on to complement it as an all-security solution.

### Physical Port

- 6 100/1000BASE-X SFP mini-GBIC slots (Port 1 to port 6)
- 2 **100/1000/2500BASE-X** mini-GBIC/SFP slots for SFP type auto detection (Port 7 to port 8)
- 2-Port 10/100/1000BASE-T Gigabit Ethernet RJ45 (Port 9 to port 10)
- One RJ45 console interface for basic management and setup

### Redundant Power System

- Redundant Power System: 100V ~ 240V AC/Dual 36V ~ 60V DC
- Active-active redundant power failure protection
- Backup of catastrophic power failure on one supply
- Fault tolerance and resilience.

### Digital Input / Digital Output

- 2 Digital Input (DI)
- 2 Digital Output (DO)
- Integrates sensors into auto alarm system
- Transfer alarm to IP network via SNMP trap

### Industrial Protocol

- IEEE 1588v2 PTP (Precision Time Protocol) Transparent Clock mode

### Hardware Design

- -10 to 60 degrees C operating temperature for DC power input only
- 13-inch desktop size, 19-inch Rack-mountable
- Relay alarm for port breakdown, power failure
- Fanless design

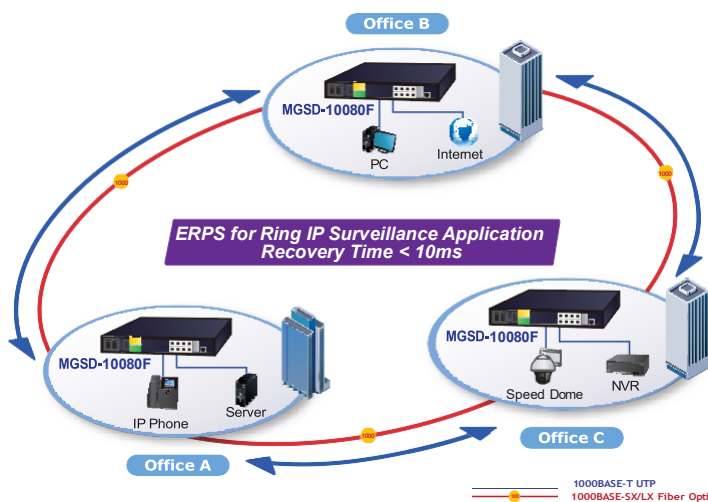
### Layer 2 Features

- Prevents packet loss with back pressure (half-duplex) and IEEE 802.3x pause frame flow control (full-duplex)
- High performance of Store-and-Forward architecture and runt/CRC filtering eliminate erroneous packets to optimize the network bandwidth
- Storm Control support
  - Broadcast / Multicast / Unicast
- Supports **VLAN**
  - IEEE 802.1Q tagged VLAN



### Redundant Ring, Fast Recovery for Critical Network Applications

The MGSD-10080F supports redundant ring technology and features strong, rapid self-recovery capability to prevent interruptions and external intrusions. It incorporates advanced **ITU-T G.8032 ERPS (Ethernet Ring Protection Switching)** technology, Spanning Tree Protocol (802.1s MSTP) into customer's network to enhance system reliability and uptime in various environments.



### AC and DC Redundant Power to Ensure Continuous Operation

To enhance the operation reliability and flexibility, the MGSD-10080F is equipped with one **100 ~ 240V AC** power supply unit and two additional **36 ~ 60V DC** power input connectors for redundant power supply installation. The Redundant Power Systems are specifically designed to handle the demands of high tech facilities requiring the highest power integrity. Furthermore, with the **36~ 60V DC** power supply implemented, the MGSD-10080F can be applied as the telecom level device that could be located in the electronic room.

### Digital Input and Digital Output for External Alarm

The MGSD-10080F supports Digital Input, and Digital Output on the front panel. The external alarm offers technicians the ability to use **Digital Input** to detect, and log external device status (such as door intrusion detector) for the alarm as **Digital Output** could be used to alarm if the MGSD-10080F has port link down, link up or power failure.

- Up to 4K VLANs groups, out of 4094 VLAN IDs
- Supports provider bridging (VLAN Q-in-Q, IEEE 802.1ad)
- Private VLAN Edge (PVE)
- Port Isolation
- MAC-based VLAN
- IP Subnet-based VLAN
- Protocol-based VLAN
- VLAN Translation
- Voice VLAN
- GVRP

- Supports **Spanning Tree Protocol**
  - STP, IEEE 802.1D Spanning Tree Protocol
  - RSTP, IEEE 802.1w Rapid Spanning Tree Protocol
  - MSTP, IEEE 802.1s Multiple Spanning Tree Protocol, spanning tree by VLAN
  - BPDU Filtering/BPDU Guard
- Supports **Link Aggregation**
  - 802.3ad Link Aggregation Control Protocol (LACP)
  - Cisco ether-channel (Static Trunk)
  - Maximum 5 trunk groups, up to 8 ports per trunk group
  - Up to 16Gbps bandwidth (Duplex Mode)
- Provides port mirror (1-to-1)
- Port mirroring to monitor the incoming or outgoing traffic on a particular port
- Loop protection to avoid broadcast loops
- Supports ERPS (Ethernet Ring Protection Switching)
- Compatible with Cisco Uni-directional link detection(UDLD) that monitors a link between two switches and blocks the ports on both ends of the link if the link fails at any point between the two devices
- Link Layer Discovery Protocol (LLDP) and LLDP-MED

### Layer 3 IP Routing Features

- Supports maximum 32 static routes and route summarization


### Quality of Service

- Ingress Shaper and Egress Rate Limit per port bandwidth control
- 8 priority queues on all switch ports
- Traffic classification
  - IEEE 802.1p CoS
  - IP TOS / DSCP / IP Precedence
  - IP TCP/UDP port number

**Digital Input**



**Digital Output**

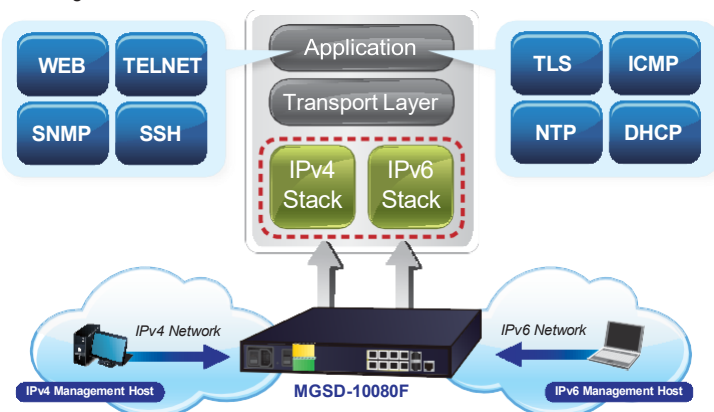


**Environmentally-friendly, Fanless Design for Silent Operation**

The MGSD-10080F with a desktop-sized metal housing is designed to operate quietly and effectively as it is fanless and comes with optimal power output capability. Thus, the MGSD-10080F can be deployed in any environment without affecting its performance.

**Cost-effective IPv6 Managed Gigabit Switch Solution for Metro Ethernet**

To fulfill the demand for ISP to build the IPv6 (Internet Protocol version 6) network infrastructure speedily, the MGSD-10080F supports both IPv4 and IPv6 management functions. It can work with original IPv4 network structure and also support the new IPv6 network structure. With easy and friendly management interfaces and plenty of management functions included, the MGSD-10080F Metro Ethernet Switch is the best choice for ISP and service providers to build the IPv6 FTTH edge service and for Industries to connect with IPv6 network.



- Typical network application
- Strict priority and Weighted Round Robin (WRR) CoS policies
- Supports QoS and In/Out bandwidth control on each port
- Traffic-policing policies on the switch port
- DSCP remarking

**Multicast**

- Supports IPv4 IGMP Snooping v1, v2 and v3
- Supports IPv6 MLD Snooping v1 and v2
- Querier mode support
- IGMP Snooping port filtering
- MLD Snooping port filtering
- MVR (Multicast VLAN Registration)

**Security**

- Authentication
  - IEEE 802.1x Port-based/MAC-based network access authentication
  - Built-in RADIUS client to co-operate with the RADIUS servers
  - TACACS+ login users access authentication
  - RADIUS/TACACS+ users access authentication
- Access Control List
  - IP-based Access Control List (ACL)
  - MAC-based Access Control List
- Source MAC/IP address binding
- **DHCP Snooping** to filter un-trusted DHCP messages
- **Dynamic ARP Inspection** discards ARP packets with invalid MAC address to IP address binding
- **IP Source Guard** prevents IP spoofing attacks
- IP address access management to prevent unauthorized intruder

**Management**


- IPv4 and IPv6 dual stack management
- Switch Management Interfaces
  - Web switch management
  - Console/Telnet Command Line Interface
  - SNMP v1 and v2c switch management
  - SSHv2, TLSv1.2 and SNMPv3 secure access
- **IPv6** IP Address/NTP/DNS management
- Built-in Trivial File Transfer Protocol (TFTP) client
- BOOTP and DHCP for IP address assignment
- System Maintenance

### Layer 3 IPv4 and IPv6 Software VLAN Routing for Secure and Flexible Management

To help customers stay on top of their businesses, the MGSD-10080F not only provides ultra high transmission performance and excellent Layer 2 technologies, but also IPv4/IPv6 software VLAN routing feature which allows to crossover different VLANs and different IP addresses for the purpose of having a highly-secure, flexible management and simpler networking application.

### Robust Layer 2 Features

The MGSD-10080F can be programmed for advanced switch management functions such as dynamic port link aggregation, **802.1Q VLAN** and **Q-in-Q VLAN**, **Multiple Spanning Tree protocol (MSTP)**, loop and **BPDU guard**, **IGMP snooping**, and **MLD snooping**. Via the link aggregation, the MGSD-10080F allows the operation of a high-speed trunk to combine with multiple ports, and supports fail-over as well. Also, the **Link Layer Discovery Protocol (LLDP)** is the Layer 2 protocol included to help discover basic information about neighboring devices on the local broadcast domain.



### Efficient Traffic Control

The MGSD-10080F is loaded with robust QoS features and powerful traffic management to enhance services to business-class data, voice, and video solutions. The functionality includes broadcast/multicast **storm control**, per port **bandwidth control**, IP DSCP QoS priority and remarking. It guarantees the best performance for VoIP and video stream transmission, and empowers the enterprises to take full advantage of the limited network resources.

### Powerful Security

The MGSD-10080F offers comprehensive Layer 2 to Layer 4 Access Control List (ACL) for enforcing security to the edge. It can be used to restrict network access by denying packets based on source and destination IP address, TCP/UDP ports or defined typical network applications. Its protection mechanism also comprises 802.1x Port-based user authentication. With the private VLAN function, communication between edge ports can be prevented to ensure user privacy. The network administrators can now construct highly-secure corporate networks with considerably less time and effort than before.

### Friendly and Secure Management

For efficient management, the MGSD-10080F is equipped with Command line, Web and SNMP management interfaces.

- With the built-in **Web-based** management interface, the MGSD-10080F offers an easy-to-use, platform-independent management and configuration facility.
- For **text-based** management, it can be accessed via Telnet and the console port.
- By supporting the standard SNMP protocol, the switch can be managed via any SNMP-based management software.

Moreover, the MGSD-10080F offers secure remote management by supporting **SSHv2**, **TLSv1.2** and **SNMPv3** connections which encrypt the packet content at each session.



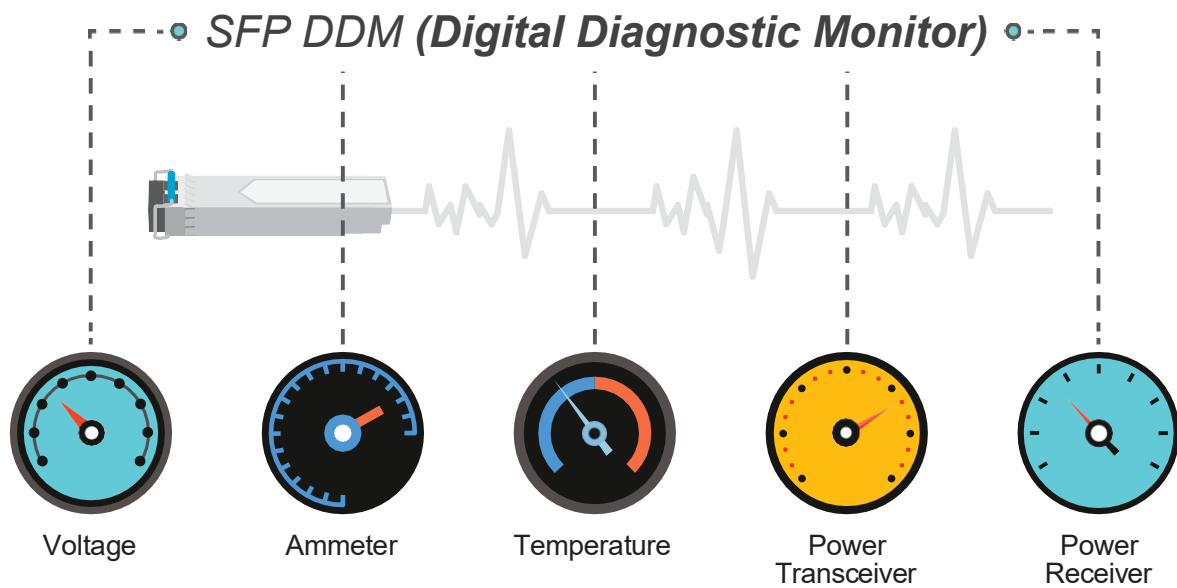
- Firmware upload/download via HTTP/TFTP
- Configuration upload/download via HTTP/TFTP
- Reset button for system reboot or reset to factory default
- Dual Images
- DHCP Relay
- DHCP Option82
- DHCP Server
- User Privilege levels control
- NTP (Network Time Protocol)
- UPnP
- Link Layer Discovery Protocol (LLDP) and LLDP-MED
- Network Diagnostic
  - SFP-DDM (Digital Diagnostic Monitor)
  - ICMPv6/ICMPv4 Remote Ping
  - Cable Diagnostic technology provides the mechanism to detect and report potential cabling issues
- SMTP/Syslog remote alarm
- Four RMON groups (history, statistics, alarms and events)
- SNMP trap for interface Linkup and Linkdown notification
- System Log
- PLANET Smart Discovery Utility for deployment management
- PLANET NMS system and CloudViewer for deployment management

**Flexibility and Extension Solution**

The mini-GBIC slots built in the MGSD-10080F support multi-speed, **100BASE-FX**, **1000BASE-SX/LX** and **2500BASE-X** SFP (Small Form-factor Pluggable) fiber-optic modules, meaning the administrator now can flexibly choose the suitable SFP transceiver according to not only the transmission distance but also the transmission speed required. The distance can be extended from 300 meters to 2 kilometers (multi-mode fiber) and up to above 10/20/40/60/80/120 kilometers (single-mode fiber or WDM fiber). They are well suited for applications within the enterprise data centers and distributions.

**Intelligent SFP Diagnosis Mechanism**

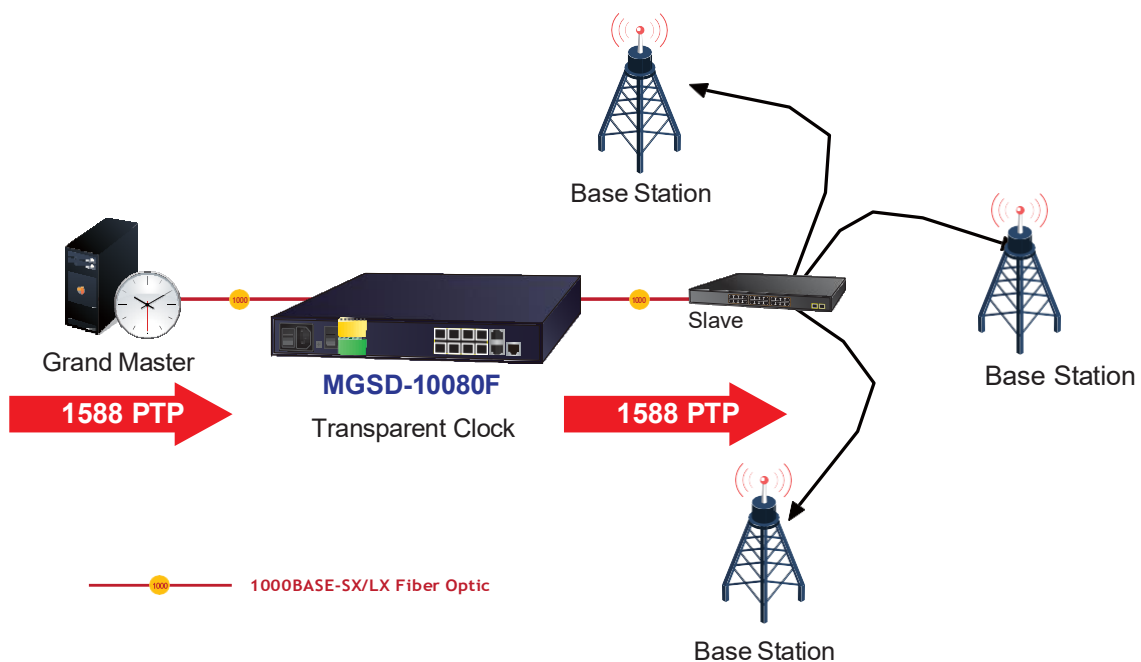
The MGSD-10080F supports **SFP-DDM (Digital Diagnostic Monitor)** function that can easily monitor real-time parameters of the SFP for network administrator, such as optical output power, optical input power, temperature, laser bias current, and transceiver supply voltage.



**1588 Time Protocol for Industrial Computing Networks**

The MGSD-10080F is ideal for telecom and Carrier Ethernet applications, supporting MEF service delivery and timing over packet solutions for IEEE 1588 and synchronous Ethernet.

## Time Synchronization in Network

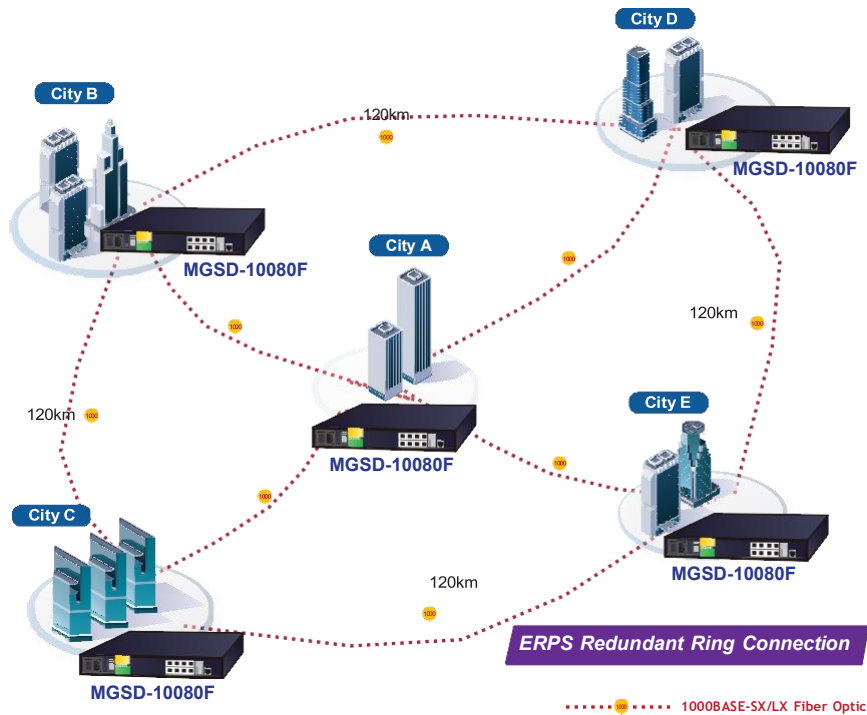


## Applications

### Optimized Design for Metropolitan Area Network

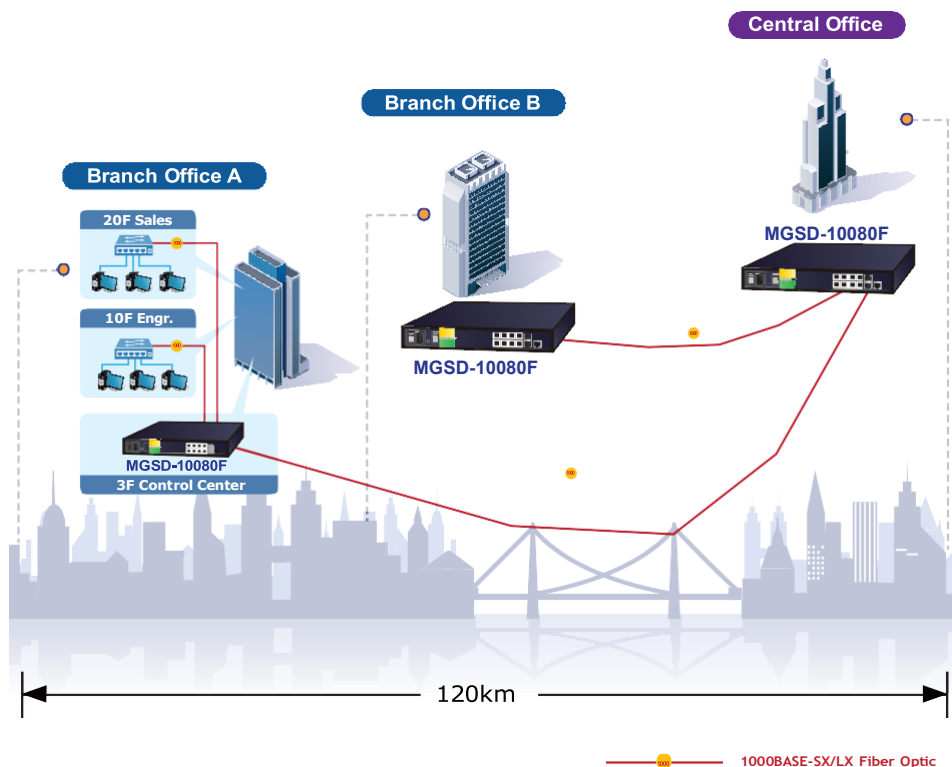
By means of improving the technology of Optical Fiber Ethernet with high-flexible, high-extendable and easy-installation features, the MGSD-10080F offers the data exchange speed of Optical Fiber up to 2.5Gbps (port 7 and port 8 only), and the distance of Gigabit Optical Fiber up to 120km. It supports service providers, such as ISP and Telecom, to install Metropolitan Area Network (MAN) based on Fiber technology to the WAN Internet Service.

## Metropolitan Area Network Application



### Excellent Solution of Core/Department Switch

With 10 Gigabit ports, the MGSD-10080F is able to connect up to 10 edge switches in the Ethernet environment. Moreover, the MGSD-10080F provides 26 Gigabit per second switch fabric and high bandwidth for backbone connection. The MGSD-10080F is an excellent choice of core layer switch for a Gigabit network.



## Specifications

Product	MGSD-10080F
<b>Hardware Specifications</b>	
SFP Fiber Optic Ports	6 1000BASE-SX/LX/BX SFP interfaces, from port 1 to port 6 Compatible with 100BASE-FX SFP. 2 100/1000/2500BASE-X SFP interfaces, from port 7 to port 8
Copper Ports	2 10/ 100/1000BASE-T RJ45 auto-MDI/MDI-X ports (Port-9 and Port-10)
Console	1 x RJ45 serial port (115200, 8, N, 1)
Reset Button	< 5 sec: System reboot > 5 sec: Factory default
Power Requirements	AC 100~240V, 50/60Hz 0.15A -36V DC @ 0.3A, Range: -36V ~ -60V DC
Power Consumption	Max. 11.2 watts/38.2 BTU (AC input) Max. 10.8 watts/36.9 BTU (DC input)
Alarm	One relay output for power failure. Alarm Relay current carry ability: 1A @ DC 24V
DI/DO	2 Digital Input (DI): Level 0: -24V~2.1V (±0.1V) Level 1: 2.1V~24V (±0.1V) Input Load to 24V DC, 10mA max. 2 Digital Output (DO): Open collector to 24VDC, 100mA max.
ESD Protection	6KV DC
Dimensions (W x D x H)	330 x 155 x 43.5 mm, 1U high
Weight	1661g
LED	<b>System:</b> PWR (Green) DC 1 (Green) DC 2 (Green) Fault Alarm (Green) Ring (Green) Ring Owner (Green) <b>Per Gigabit SFP Ports: Port 1 to Port 6.</b> 100 LNK/ACT (Orange) 1G LNK/ACT (Green) <b>Per Gigabit SFP Ports: Port 7 to Port 8.</b> 100 LNK/ACT (Orange) 1G/2.5G LNK/ACT (Green) <b>Per Gigabit RJ45 Ports: Port 9 to Port 10.</b> 10/100 LNK/ACT (Orange) 1G LNK/ACT (Green)
<b>Switching</b>	
Switch Architecture	Store-and-Forward
Switch Fabric	26Gbps/non-blocking
Throughput (packet per second)	19.3Mpps @ 64Bytes packet
Address Table	8K entries, automatic source address learning and aging
SDRAM	256Mbits
Flash	64Mbytes
Flow Control	IEEE 802.3x pause frame for full-duplex Back pressure for half-duplex
Jumbo Frame	9KB
<b>Layer 2 Functions</b>	
Port Configuration	Port disable / enable Auto-Negotiation 10/100/1000Mbps full and half duplex mode selection Flow Control disable / enable Bandwidth control on each port Power saving mode control
Port Status	Display each port's speed duplex mode, link status, flow control status, auto negotiation status, trunk status
Port Mirroring	TX/RX/Both 1 to 1 monitor

VLAN	<p>802.1Q tag-based VLAN</p> <p>Q-in-Q tunneling</p> <p>Private VLAN Edge (PVE)</p> <p>MAC-based VLAN</p> <p>Protocol-based VLAN</p> <p>VLAN Translation</p> <p>Voice VLAN</p> <p>MVR (Multicast VLAN Registration)</p> <p>GVRP</p> <p>Up to 4K VLAN groups, out of 4094 VLAN IDs</p>
Link Aggregation	<p>IEEE 802.3ad LACP/Static Trunk</p> <p>Supports 5 groups of 8-Port trunk support</p>
Spanning Tree Protocol	<p>IEEE 802.1D Spanning Tree Protocol</p> <p>IEEE 802.1w Rapid Spanning Tree Protocol</p> <p>IEEE 802.1s Multiple Spanning Tree Protocol</p>
QoS	<p>Traffic classification based, strict priority and WRR</p> <p>8-level priority for switching</p> <ul style="list-style-type: none"> <li>- Port number</li> <li>- 802.1p priority</li> <li>- 802.1Q VLAN tag</li> <li>- DSCP/TOS field in IP packet</li> </ul>
Ring	Supports ERPS, and complies with ITU-T G.8032
IGMP Snooping	<p>IGMP (v1/v2/v3) Snooping, up to 255 multicast groups</p> <p>IGMP Querier mode support</p>
MLD Snooping	<p>MLD (v1/v2) Snooping, up to 255 multicast groups</p> <p>MLD Querier mode support</p>
Bandwidth Control	<p>Per port bandwidth control</p> <p>Ingress: 500Kb~1000Mbps</p> <p>Egress: 500Kb~1000Mbps</p>
<b>Layer 3 Function</b>	
IP Interfaces	Max. 8 VLAN interfaces
Routing Table	Max. 32 routing entries
Routing Protocols	<p>IPv4 software static routing</p> <p>IPv6 software static routing</p>
<b>Security Functions</b>	
Access Control List	<p>IP-based ACL/MAC-based ACL</p> <p>ACL based on:</p> <ul style="list-style-type: none"> <li>- MAC Address</li> <li>- IP Address</li> <li>- Ethertype</li> <li>- Protocol Type</li> <li>- VLAN ID</li> <li>- DSCP</li> <li>- 802.1p Priority</li> </ul> <p>Up to 123 entries</p>
Security	<p>Port Security</p> <p>IP source guard</p> <p>Dynamic ARP inspection</p> <p>Command line authority control based on user level</p>
AAA	<p>RADIUS client</p> <p>TACACS+ client</p>
Network Access Control	<p>IEEE 802.1x port-based network access control</p> <p>MAC-based authentication</p> <p>Local/RADIUS authentication</p>
<b>Switch Management Functions</b>	
Basic Management Interfaces	Console; Telnet; Web Browser; SNMP v1, v2c
Secure Management Interfaces	SSHv2, TLS v1.2, SNMP v3

System Management	<p>Firmware upgrade by HTTP protocol through Ethernet network</p> <p>Configuration upload/download through HTTP</p> <p>Remote Syslog</p> <p>System log</p> <p>LLDP protocol</p> <p>NTP</p> <p>PLANET Smart Discovery Utility</p> <p>PLANET NMS system and CloudViewer</p>
Event Management	<p>Remote Syslog</p> <p>Local System log</p> <p>SMTP</p>
SNMP MIBs	<p>RFC 1213 MIB-II</p> <p>RFC 2863 IF-MIB</p> <p>RFC 1493 Bridge MIB</p> <p>RFC 1643 Ethernet MIB</p> <p>RFC 2863 Interface MIB</p> <p>RFC 2665 Ether-Like MIB</p> <p>RFC 2737 Entity MIB</p> <p>RFC 2819 RMON MIB (Groups 1, 2, 3 and 9)</p> <p>RFC 2618 RADIUS Client MIB</p> <p>RFC 3411 SNMP-Frameworks-MIB</p> <p>IEEE 802.1X PAE</p> <p>LLDP</p> <p>MAU-MIB</p>
<b>Standards Conformance</b>	
Regulatory Compliance	FCC Part 15 Class A, CE
Standards Compliance	<p>IEEE 802.3 10BASE-T</p> <p>IEEE 802.3u 100BASE-TX/100BASE-FX</p> <p>IEEE 802.3ab Gigabit 1000T</p> <p>IEEE 802.3z Gigabit SX/LX</p> <p>IEEE 802.3bz 2.5GBASE-X</p> <p>IEEE 802.3x flow control and back pressure</p> <p>IEEE 802.3ad port trunk with LACP</p> <p>IEEE 802.1D Spanning Tree Protocol</p> <p>IEEE 802.1w Rapid Spanning Tree Protocol</p> <p>IEEE 802.1s Multiple Spanning Tree Protocol</p> <p>IEEE 802.1p Class of Service</p> <p>IEEE 802.1Q VLAN tagging</p> <p>IEEE 802.1ad Q-in-Q VLAN stacking</p> <p>IEEE 802.1X Port Authentication Network Control</p> <p>IEEE 802.1ab LLDP</p> <p>IEEE 802.3ah OAM</p> <p>IEEE 802.1ag Connectivity Fault Management (CFM)</p> <p>RFC 768 UDP</p> <p>RFC 793 TFTP</p> <p>RFC 791 IP</p> <p>RFC 792 ICMP</p> <p>RFC 2068 HTTP</p> <p>RFC 1112 IGMP v1</p> <p>RFC 2236 IGMP v2</p> <p>RFC 3376 IGMP version 3</p> <p>RFC 2710 MLD version 1</p> <p>RFC 3810 MLD version 2</p> <p>ITU-T G.8032 ERPS Ring</p> <p>ITU-T Y.1731 Performance Monitoring</p>
<b>Environment</b>	
Operating	<p>Temperature: -10 ~ 60 degrees C for DC power input</p> <p>0 ~ 50 degrees C for AC power input</p> <p>Relative Humidity: 5 ~ 95% (non-condensing)</p>
Storage	<p>Temperature: -10 ~ 70 degrees C</p> <p>Relative Humidity: 5 ~ 95% (non-condensing)</p>

## Ordering Information

**MGSD-10080F**
**6-Port 100/1000X SFP + 2-Port 1G/2.5G SFP + 2-Port 10/100/1000T Managed Metro Ethernet Switch**

## Available 100Mbps Modules

**Fast Ethernet Transceiver (100BASE-X SFP)**

Model	Speed (Mbps)	Connector Interface	Fiber Mode	Distance	Wavelength (nm)	Operating Temp.	Operating Temp.
MFB-FX	100	LC	Multi-mode	2km	1310nm	0 ~ 60 degrees C	0 ~ 60 degrees C
MFB-F20	100	LC	Single Mode	20km	1310nm	0 ~ 60 degrees C	0 ~ 60 degrees C
MFB-F40	100	LC	Single Mode	40km	1310nm	0 ~ 60 degrees C	0 ~ 60 degrees C
MFB-F60	100	LC	Single Mode	60km	1310nm	0 ~ 60 degrees C	-40 ~ 75 degrees C
MFB-F120	100	LC	Single Mode	120km	1310nm	0 ~ 60 degrees C	-40 ~ 75 degrees C

**Fast Ethernet Transceiver (100BASE-BX, Single Fiber Bi-directional SFP)**

Model	Speed (Mbps)	Connector Interface	Fiber Mode	Distance	Wavelength (TX)	Wavelength (RX)	Operating Temp.
MFB-FA20	100	WDM(LC)	Single Mode	20km	1310nm	1550nm	0 ~ 60 degrees C
MFB-FB20	100	WDM(LC)	Single Mode	20km	1550nm	1310nm	0 ~ 60 degrees C

## Available 1000Mbps Modules

**Gigabit Ethernet Transceiver (1000BASE-X SFP)**

Model	DDM	Speed (Mbps)	Connector Interface	Fiber Mode	Distance	Wavelength (nm)	Operating Temp.
MGB-GT	--	1000	Copper	--	100m	--	0 ~ 60 degrees C
MGB-SX(V2)	YES	1000	LC	Multi-mode	550m	850nm	0 ~ 60 degrees C
MGB-SX2(V2)	YES	1000	LC	Multi-mode	2km	1310nm	0 ~ 60 degrees C
MGB-LX(V2)	YES	1000	LC	Single Mode	20km	1310nm	0 ~ 60 degrees C
MGB-L40	YES	1000	LC	Single Mode	40km	1310nm	0 ~ 60 degrees C
MGB-L80	YES	1000	LC	Single Mode	80km	1550nm	0 ~ 60 degrees C
MGB-L120(V2)	YES	1000	LC	Single Mode	120km	1550nm	0 ~ 60 degrees C

**Gigabit Ethernet Transceiver (1000BASE-BX, Single Fiber Bi-directional SFP)**

Model	DDM	Speed (Mbps)	Connector Interface	Fiber Mode	Distance	Wavelength (TX)	Wavelength (RX)	Operating Temp.
MGB-LA10(V2)	YES	1000	WDM(LC)	Single Mode	10km	1310nm	1550nm	0 ~ 60 degrees C
MGB-LB10(V2)		1000	WDM(LC)	Single Mode	10km	1550nm	1310nm	0 ~ 60 degrees C
MGB-LA20(V2)	YES	1000	WDM(LC)	Single Mode	20km	1310nm	1550nm	0 ~ 60 degrees C
MGB-LB20(V2)		1000	WDM(LC)	Single Mode	20km	1550nm	1310nm	0 ~ 60 degrees C
MGB-LA40(V2)	YES	1000	WDM(LC)	Single Mode	40km	1310nm	1550nm	0 ~ 60 degrees C
MGB-LB40(V2)		1000	WDM(LC)	Single Mode	40km	1550nm	1310nm	0 ~ 60 degrees C
MGB-LA80	YES	1000	WDM(LC)	Single Mode	80km	1490nm	1550nm	0 ~ 60 degrees C
MGB-LB80		1000	WDM(LC)	Single Mode	80km	1550nm	1490nm	0 ~ 60 degrees C

## Available 2500Mbps Modules

**Gigabit Ethernet Transceiver (2500BASE-X SFP)**

Model	DDM	Speed (Mbps)	Connector Interface	Fiber Mode	Distance	Wavelength (nm)	Operating Temp.
MGB-2GSR	YES	2500	LC	Multi-mode	300m	850nm	0 ~ 70 degrees C
MGB-2GLR2	YES	2500	LC	Single mode	2km	1310nm	0 ~ 70 degrees C
MGB-2GLR20	YES	2500	LC	Single mode	20km	1310nm	0 ~ 70 degrees C

**Gigabit Ethernet Transceiver (2500BASE-BX, Single Fiber Bi-directional SFP)**

Model	DDM	Speed (Mbps)	Connector Interface	Fiber Mode	Distance	Wavelength (TX)	Wavelength (RX)	Operating Temp.
MGB-2GLA20	YES	2500	WDM(LC)	Single Mode	20km	1310nm	1550nm	0 ~ 70 degrees C
MGB-2GLB20		2500	WDM(LC)	Single Mode	20km	1550nm	1310nm	0 ~ 70 degrees C

**PLANET Technology Corporation**

11F., No.96, Minquan Rd., Xindian Dist., New Taipei City 231, Taiwan (R.O.C.)

Tel: 886-2-2219-9518

Email: sales@planet.com.tw

Fax: 886-2-2219-9528

www.planet.com.tw



PLANET reserves the right to change specifications without prior notice. All brand names and trademarks are property of their respective owners. Copyright © 2021 PLANET Technology Corp. All rights reserved.

**MGSD-10080F**