

8-Port 10/100/1000T 802.3at PoE + 2-Port 10/100/1000T Desktop Switch (120 watts)



Flexible, Extendable and Centralized Power Distribution

PLANET GSD-1008HP provides eight 10/100/1000T ports featuring 32-watt 802.3at PoE+, a total 120-watt PoE budget and extra two uplink ports to fulfill the demand of sufficient PoE power for HD IP surveillance and Wi-Fi system in a small-scale but high-performance network. With the same desktop-sized and compact metal housing, it makes the placement of the unit convenient and provides a quick and easy PoE PDs deployment with power feeding.



Ethernet Data Transmission Distance Extension

The built-in solid DIP switch provides “Standard”, “VLAN” and “Extend” operation modes. The GSD-1008HP operates as a normal IEEE 802.3at PoE+ switch in the “Standard” operation mode.

The “VLAN” operation mode features port-based VLAN function that helps to prevent the IP camera’s multicast or broadcast storm from influencing each other.

In the “Extend” operation mode, the GSD-1008HP operates on a per-port basis at 10Mbps duplex operation but supports 20-watt PoE power output over a distance of up to 250 meters overcoming the 100m limit on Ethernet UTP cable. With this brand-new feature, the GSD-1008HP provides an additional solution for 802.3at PoE+ distance extension, thus saving the cost of Ethernet cable installation. Furthermore, its VLAN isolation function isolates each port so as to prevent broadcast storm and defend DHCP spoofing in the “Extend” operation mode.

Physical Port

- 10-port 10/100/1000BASE-T Gigabit Ethernet RJ45 copper
- 8-port IEEE 802.3af/at PoE Injector (Port-1 to Port-8)

Power over Ethernet

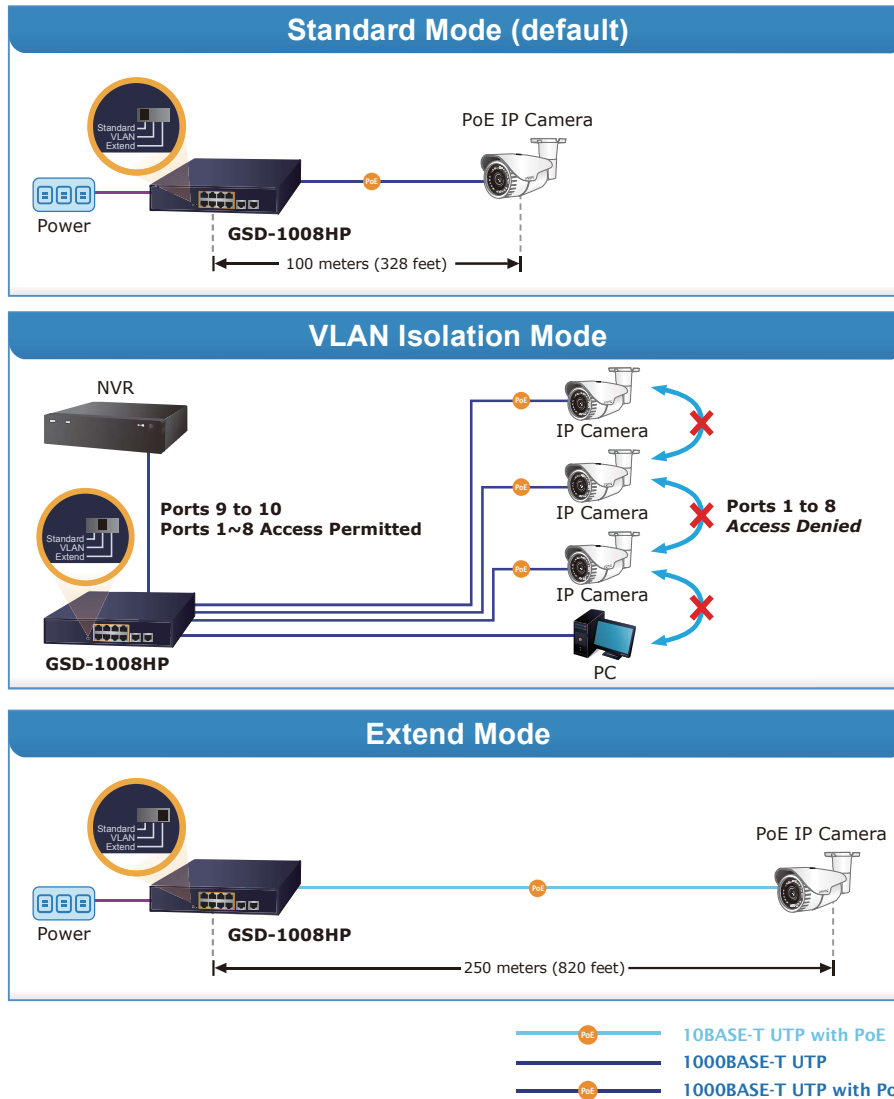
- Complies with IEEE 802.3af/at Power over Ethernet end-span PSE
- Up to 8 ports of IEEE 802.3af/802.3at devices powered
- Supports PoE power up to 32 watts for each PoE port
- Each port supports 54V DC power to PoE powered device
- 120-watt PoE budget
- Auto detects powered device (PD)
- Supports PD alive check
- Circuit protection prevents power interference between ports
- Remote power feeding up to 100m in standard mode with 250m in extended mode

Switching

- Hardware-based 10/100/1000Mbps auto-negotiation and auto MDI/MDI-X
- Flow control for full duplex operation and back pressure for half duplex operation
- Integrates address look-up engine, supporting 2K absolute MAC addresses
- 9K jumbo frame supports all speeds (10/100/1000Mbps)
- Hardware DIP switch for **Standard**, **VLAN** and **Extend** mode selection; the Extend mode features 20-watt PoE transmit distance of 250m at speed of 10Mbps and VLAN isolation (Only for Port-1 to Port-8)
- Solid DIP switch to isolate ports to prevent broadcast storm and defend DHCP spoofing

Hardware

- 9-inch desktop size, 1U height, rack mountable
- LED indicators for system power, per port PoE ready and PoE activity, speed, Link/Act
- 1 silent fan to provide stable and efficient power performance
- Supports Energy-Efficient Ethernet (EEE) function (IEEE 802.3az)



Two Gigabit Uplink Ports

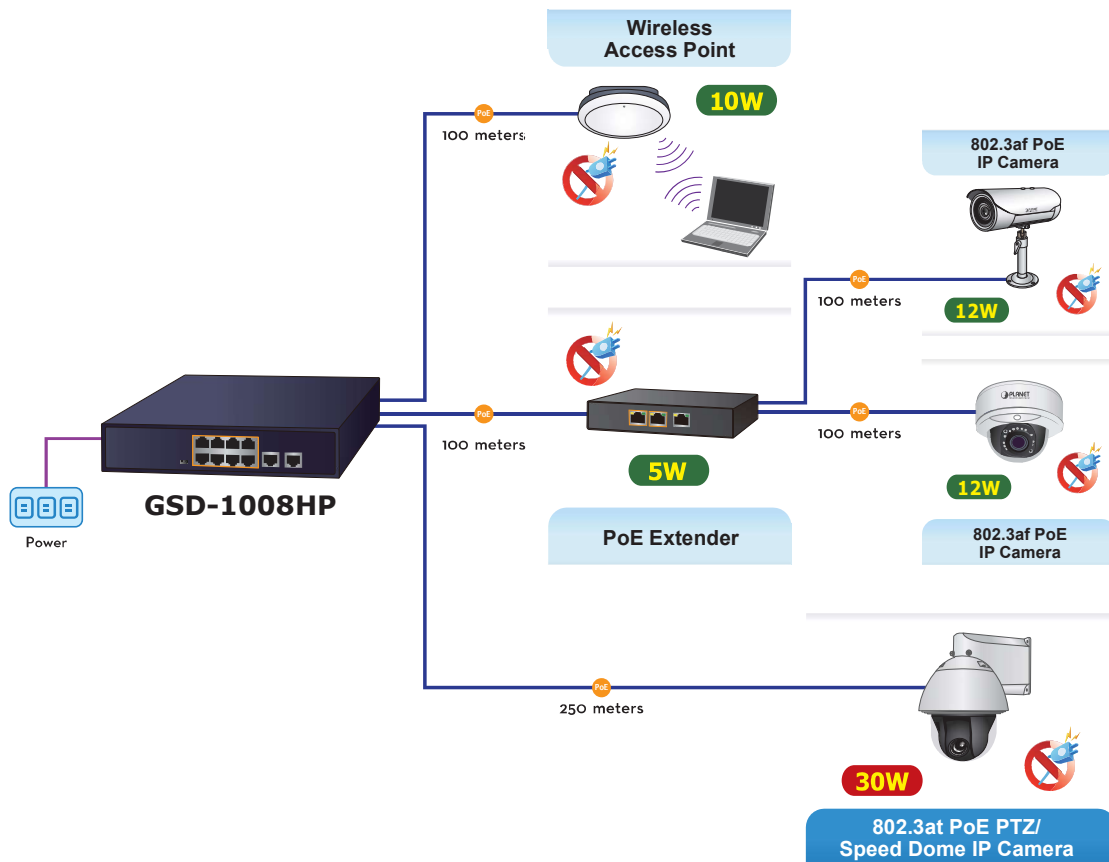
The GSD-1008HP comes with two uplink ports with 1000Mbps transfer rate to ensure high-speed data and video transmission, reliable assurance for connection between the surveillance system and outside network where the eight PoE+ ports can be used to their full potential.

Powered Device Alive Check

The GSD-1008HP adopts not only Power over Ethernet technology, but also automated PD monitoring and real-time PoE status. The PD alive check feature is applied in Standard, VLAN and Extend modes. After the PoE of the port is powered on, the device starts to detect whether the port is transmitting data. If the port does not transmit data and the duration exceeds a specific time, PoE will automatically power off and then re-power. It also will greatly enhance the network reliability in that the PoE port will reset the PD power, thus reducing administrator's management burden.

Easy Cable Connection

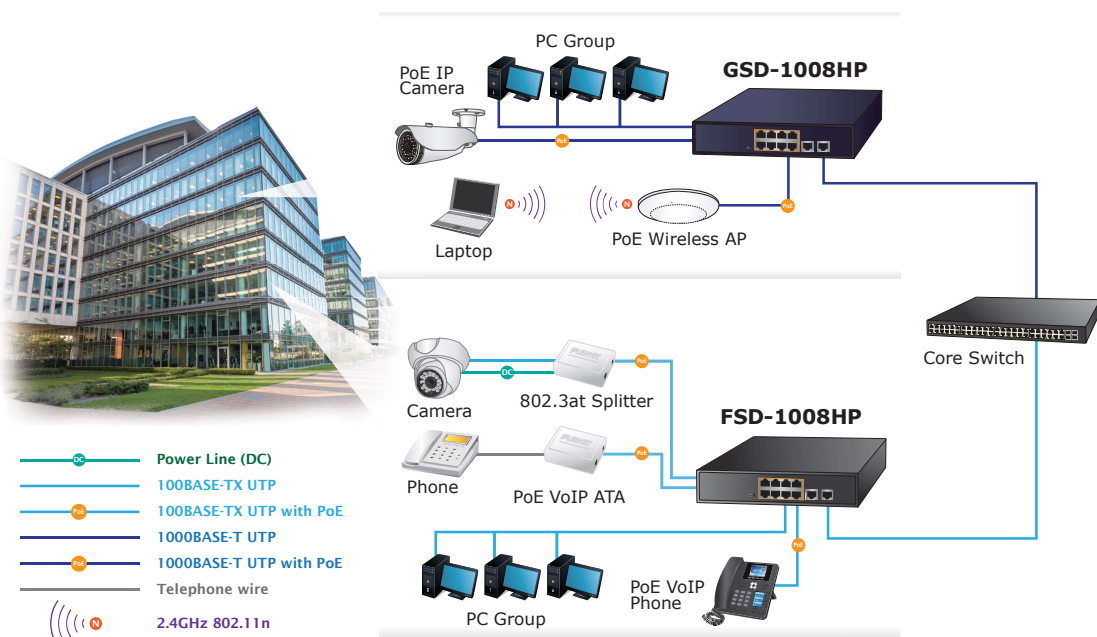
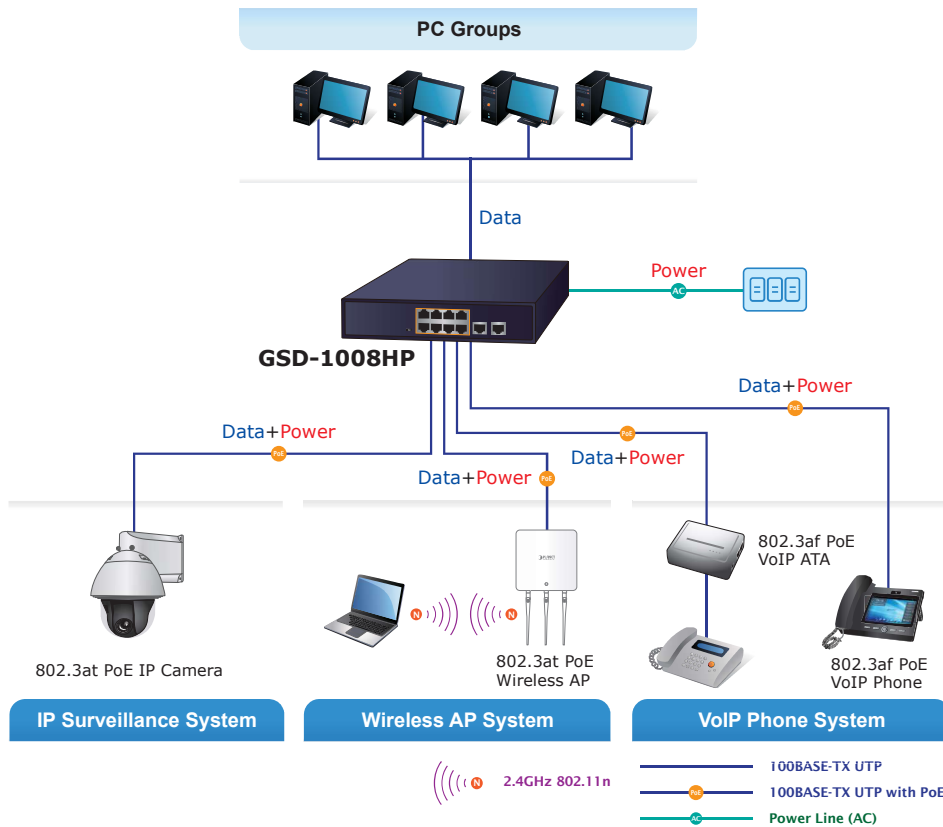
With data switching and power over Ethernet integrated into one unit, the GSD-1008HP reduces cabling requirements and eliminates the need for dedicated electrical outlets on the wall, ceiling or any unreachable place. A wire that carries both data and power can lower the installation costs, simplify the installation effort and eliminate the need for electricians or extension cords. With 8 PoE interfaces, the GSD-1008HP is ideal for small businesses and workgroups making the deployment of the PoE facility including wireless access points, IP-based surveillance camera and IP phones in any places easier, more efficient and more cost-effective.



Applications

Different Networks Managed by One Control Center

Providing eight 802.3at PoE+ in-line power interfaces, the GSD-1008HP can easily build a power source that centrally controls the enterprises' IP phone systems, IP camera systems and wireless AP systems. For instance, up to 8 cameras can be installed at the corners in the company for surveillance demands or up to 8 wireless APs can be built to have a wireless roaming environment in the office. Without the power-socket limitation, the GSD-1008HP makes the installation of cameras or wireless APs easier and more efficient.



Specifications

| | |
|-----------------------------------|---|
| Model | GSD-1008HP |
| Hardware Specifications | |
| Copper Port | 10 10/100/1000BASE-T MDI/MDIX Ports |
| PoE Injector Port | 8-port with 802.3af/at PoE injector function with Port-1 to Port-8 |
| Switch Architecture | Store-and-Forward |
| Switch Fabric | 20Gbps |
| Switch Throughput@64 bytes | 13.4Mpps@64 bytes |
| MAC Address Table | 2K entries, automatic source address learning and aging |
| Maximum Frame Size | 9K bytes |
| Flow Control | IEEE 802.3x pause frame for full-duplex Back pressure for half-duplex |
| LED Indicators | System: <ul style="list-style-type: none"> ■ Power (Green) 10/100/1000BASE-T RJ45 interfaces: <ul style="list-style-type: none"> ■ 10/100/1000Mbps LNK/ACT (Green) PoE interfaces: <ul style="list-style-type: none"> ■ PoE-in-Use (Amber) |
| DIP Switch | Selectable operation mode <ul style="list-style-type: none"> ■ Standard ■ VLAN ■ Extend |
| Dimensions (W x D x H) | 220 x 150 x 43 mm (1U height) |
| Enclosure | Metal |
| Weight | 1205 g |
| Power Requirements | AC 100~240V, 50/60Hz, 2.5A max. |
| Power Consumption/ Dissipation | System On: Max. 4.1 watts/13.9 BTU PoE Full Loading: Max. 124 watts/423.1 BTU |
| ESD Protection | Contact discharge of 6KV DC Air discharge of 8KV DC |
| Thermal Fan | 1 |
| Power over Ethernet | |
| PoE Standard | IEEE 802.3af Power over Ethernet/PSE IEEE 802.3at Power over Ethernet Plus/PSE |
| PoE Power Supply Type | End-span |
| PoE Power Output | Per port 54V DC, 600mA. max. 32 watts |
| Power Pin Assignment | 1/2 (+), 3/6 (-) |
| PoE Power Budget | 120 watts |
| Max. Number of Class 2 PDs | 8 |
| Max. Number of Class 3 PDs | 8 |
| Max. Number of Class 4 PDs | 4 |
| Standards Conformance | |
| Regulatory Compliance | FCC Part 15 Class A, CE |
| Standards Compliance | IEEE 802.3 10BASE-T IEEE 802.3u 100BASE-TX IEEE 802.3ab Gigabit 1000BASE-T IEEE 802.3x Flow control and back pressure IEEE 802.3af Power over Ethernet IEEE 802.3at Power over Ethernet Plus IEEE 802.3az Energy Efficient Ethernet (EEE) |
| Environment | |
| Operating | Temperature: 0 ~ 50 degrees C Relative Humidity: 5 ~ 95% (non-condensing) |
| Storage | Temperature: -10 ~ 70 degrees C Relative Humidity: 5 ~ 95% (non-condensing) |

Ordering Information

| | |
|------------|--|
| GSD-1008HP | 8-Port 10/100/1000T 802.3at PoE + 2-Port 10/100/1000T Desktop Switch (120 watts) |
|------------|--|

Related PoE Products

| | |
|-------------|---|
| GSD-2022P | 16-Port 10/100/1000T 802.3at PoE + 2-Port 10/100/1000T + 2-Port 1000X SFP Desktop Switch |
| GSW-1820HP | 16-Port 10/100/1000T 802.3at PoE + 2-Port 1000X SFP Gigabit Ethernet Switch |
| ICA-3280 | H.265 1080p Smart IR Bullet IP Camera |
| ICA-4280 | H.265 1080p Smart IR Dome IP Camera |
| ICA-M3580P | H.265 5 Mega-pixel Smart IR Bullet IP Camera with Remote Focus and Zoom |
| ICA-M4580P | H.265 5 Mega-pixel Smart IR Dome IP Camera with Remote Focus and Zoom |
| ICF-1800 | HD Touch Screen Android Multimedia Conference Phone |
| WDAP-1750AC | 1750Mbps 802.11ac Dual Band Wall-mount Enterprise Wireless Access Point |
| WDAP-C7200E | 1200Mbps 802.11ac Dual Band Ceiling-mount Wireless Access Point (802.3at PoE, 2 10/100/1000T LAN Ports) |
| WDAP-W750E | 750Mbps 802.11ac In-wall Wireless Access Point with USB Charger |