

Industrial L3 16-Port 10/100/1000T with 8-/16-Port 802.3at PoE M12 Managed Ethernet Switch



Advanced Layer 3 Managed PoE Switch for Railway Transportation and Harsh Environments

PLANET ITS-6326 Industrial Managed Switch Series, featuring PoE, is specifically designed for railway system. Compliant with **EN50155**, **EN45545-2**, and **IEC 61373** standards, it offers robust features tailored to excel in demanding environments. This series supports dual-stack management for both IPv6 and IPv4, incorporates built-in Layer 3 OSPFv2 dynamic routing, and is powered by a high-performance Layer 2/Layer 4 Gigabit switching engine.

This series provides extensive functionality, making it ideal for both railway and heavy industrial applications. Equipped with M12 X-code connectors for each port, it ensures reliable and stable performance. With the capability to operate seamlessly in extreme temperatures ranging from -40 to 70°C, it offers exceptional adaptability, durability, and silent operation, making it suitable for the harshest industrial conditions.

Also, this series is available in four distinct models, as detailed in the table below. This variety provides users with the flexibility to choose the model that best meets their specific needs.

	ITS-6326-16P-WV	ITS-6326-8P8T-WV	ITS-6326-16P-LV	ITS-6326-8P8T-LV
10/100/1000BASE-T, M12, 8-pin X-coded Connector	-	8	-	8
10/100/1000BASE-T, M12, 8-pin X-coded Connector with 802.3at PoE+	16	8	16	8
Enclosure	Back panel is equipped with vertical heat-dissipation fins.		Back panel is flat without heat-dissipation fins.	
Power Input Voltage	24 to 110 VDC		24 to 54 VDC	

High Power PoE for Security and Public Service Applications

As the whole system comes up to a total 100-watt PoE budget, this series is designed specifically to fulfill the growing demand of higher power consuming network PDs (powered devices) such as multi-channel (802.11a/b/g/n) wireless LAN access points, PTZ (pan, tilt, zoom) speed dome network cameras and other PoE network devices.

Physical Port

ITS-6326-16P-WV

- **16 x 10/100/1000BASE-T** M12 ports (**Ports 1 to 16**) with **IEEE 802.3at PoE+** Injector function
- One M12 A-coded 5-pin male connector for USB data to RS232 console interface for basic management and setup
- One M12 A-coded 5-pin male connector with alarm, digital input and digital output functions
- One M23 A-coded 5-pin male connector with **input voltage range of 24 to 110 VDC (Operating voltage: 16.8 to 137.5 VDC)**

ITS-6326-8P8T-WV

- **8 x 10/100/1000BASE-T** M12 ports (**Ports 1 to 8**) with **IEEE 802.3at PoE+** Injector function
- **8 x 10/100/1000BASE-T** M12 ports (**Ports 9 to 16**)
- One M12 A-coded 5-pin male connector for USB data to RS232 console interface for basic management and setup
- One M12 A-coded 5-pin male connector with alarm, digital input and digital output functions
- One M23 A-coded 5-pin male connector with **input voltage range of 24 to 110 VDC (Operating voltage: 16.8 to 137.5 VDC)**

ITS-6326-16P-LV

- **16 x 10/100/1000BASE-T** M12 ports (**Ports 1 to 16**) with **IEEE 802.3at PoE+** Injector function
- One M12 A-coded 5-pin male connector for USB data to RS232 console interface for basic management and setup
- One M12 A-coded 5-pin male connector with alarm, digital input and digital output functions
- One M23 A-coded 5-pin male connector with **input voltage range of 24 to 54 VDC (Operating voltage: 16.8 to 54 VDC)**

ITS-6326-8P8T-LV

- **8 x 10/100/1000BASE-T** M12 ports (**Ports 1 to 8**) with **IEEE 802.3at PoE+** Injector function
- **8 x 10/100/1000BASE-T** M12 ports (**Ports 9 to 16**)
- One M12 A-coded 5-pin male connector for USB data to RS232 console interface for basic management and setup
- One M12 A-coded 5-pin male connector with alarm, digital input and digital output functions
- One M23 A-coded 5-pin male connector with **input voltage range of 24 to 54 VDC (Operating voltage: 16.8 to 54 VDC)**

Redundant Ring, Fast Recovery for Critical Network Applications

The ITS-6326 series supports redundant ring technology and features robust, rapid self-recovery capabilities to prevent interruptions and external intrusions. It incorporates the advanced ITU-T G.8032 ERPS (Ethernet Ring Protection Switching) technology, Spanning Tree Protocol (802.1s MSTP), and dual power input into an industrial automation network to enhance system reliability and uptime in harsh factory environments. In a simple ring network, the recovery time of data link can be as fast as 10ms.



Cybersecurity Network Solution to Minimize Security Risks

The industrial managed switch supports SSHv2, TLS and SSL protocols to provide strong protection against advanced threats. In addition, it includes a range of cybersecurity features such as **DHCP Snooping**, **IP Source Guard**, **ARP Inspection Protection**, **802.1x port-based** and **MAC-based** network access control, RADIUS and TACACS+ user accounts management, SNMPv3 authentication, and so on to complement it as an all-security solution.



Layer 3 Routing Support

The ITS-6326 series empowers administrators to enhance network efficiency by manually configuring Layer 3 IPv4/IPv6 VLAN static routing or automatically setting up RIP (Routing Information Protocol) and OSPF (Open Shortest Path First). The RIP uses hop count as a routing metric and prevents routing loops by limiting the number of hops permitted in a path from source to destination. The OSPF, a dynamic interior routing protocol for autonomous systems, operates based on link-state information. It builds a link-state database through the exchange of link-state data among Layer 3 switches and applies the Shortest Path First algorithm to generate a route table from this database.

Robust Layer 2 Features

The ITS-6326 series can be programmed for advanced switch management functions such as dynamic port link aggregation, 802.1Q VLAN and Q-in-Q VLAN, Multiple Spanning Tree protocol (MSTP), loop and BPDU guard, IGMP snooping, and MLD snooping. Via the link aggregation, the ITS-6326 series allows the operation of a high-

Industrial Case and Installation

- IP40 metal case
- Wall-mount design
- Dual DC input
 - Overload current protection
 - Reverse polarity protection
- -40 to 70 degrees C operating temperature

Power over Ethernet

- Complies with IEEE 802.3at Power over Ethernet Plus, end-span PSE.
- Power up to 8/16 IEEE 802.3at devices.
- Supports PoE power up to 36 watts for each PoE port.
- Auto detects powered device (PD).
- Circuit protection prevents power interference between ports.
- Remote power feeding up to 100m in standard mode and 250m in extended mode
- PoE management features
 - Total PoE power budget control
 - Per port PoE function enable/disable
 - PoE admin-mode control
 - PoE port power feeding priority
 - Per PoE port power limitation
 - PD classification detection
 - PoE extension
- Intelligent PoE features
 - Temperature threshold control
 - PoE usage threshold control
 - PD alive check
 - PoE schedule
 - PD recycling schedule

Industrial Protocol

- Modbus TCP for real-time monitoring in the SCADA system
- Supports IEEE 1588v2 PTP (Precision Time Protocol) transparent clock mode.

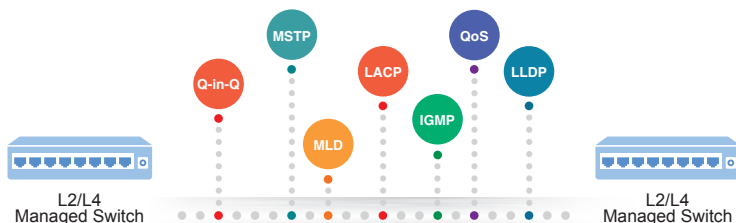
Digital Input and Digital Output

- One digital input (DI)
- One digital output (DO)
- Integrate sensors into auto alarm system.
- Transfer alarm to IP network via SNMP trap.

Layer 3 IP Routing Features

- Supports maximum 128 static routes and route summarization.
- IPv4 dynamic routing protocol supports RIPv2 and OSPFv2.
- IPv6 dynamic routing protocol supports OSPFv3.
- IPv4/IPv6 hardware static routing
- Routing interface provides per VLAN routing mode.

speed trunk to combine with multiple ports, and supports fail-over as well. Also, the Link Layer Discovery Protocol (LLDP) is the Layer 2 protocol included to help discover basic information about neighboring devices on the local broadcast domain.




User-friendly Management Interfaces

For efficient management, this series is equipped with **console**, **Web** and **SNMP** management interfaces.

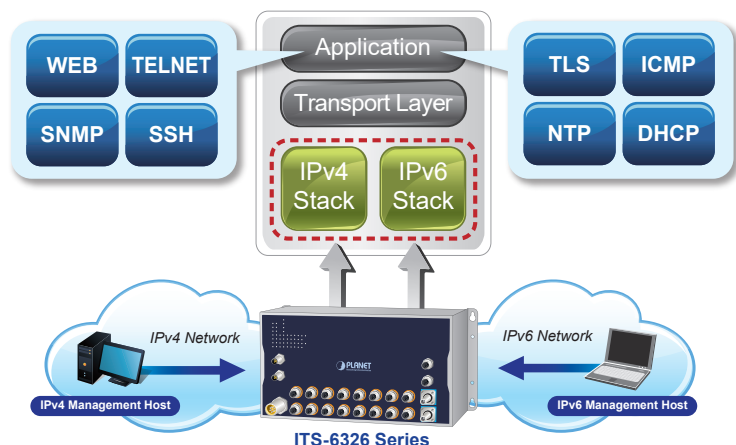
- With the built-in **Web-based** management interface, the ITS-6326 series offers an easy-to-use, platform-independent management and configuration facility.
- For **text-based** management, the switches can be accessed via Telnet and the console port.
- For standard-based monitor and management software, it offers SNMPv3 connection which encrypts the packet content at each session for secure remote management.

Moreover, the ITS-6326 PoE Series offers secure remote management by supporting **SSHv2**, **TLSv1.2** and **SNMP v3** connections which encrypt the packet content at each session.



IPv6/IPv4 Dual Stack Management

Supporting both IPv6 and IPv4 protocols, the ITS-6326 series helps the SMBs to step in the IPv6 era with the lowest investment as its network facilities need not be replaced or overhauled if the IPv6 FTTx edge network is set up.



Layer 2 Features

- Prevents packet loss with back pressure (half-duplex) and IEEE 802.3x pause frame flow control (full-duplex).
- High performance of Store-and-Forward architecture, and runt/CRC filtering eliminates erroneous packets to optimize the network bandwidth.
- Storm Control support
 - Broadcast/Multicast/Unicast
- Supports **VLAN**
 - IEEE 802.1Q tagged VLAN
 - UP to 4K VLANs groups, out of 4094 VLAN IDs
 - Provider Bridging (VLAN Q-in-Q) support (IEEE 802.1ad)
 - Private VLAN Edge (PVE)
 - Protocol-based VLAN
 - MAC-based VLAN
 - Voice VLAN
 - GVRP (GARP VLAN Registration Protocol)
- Supports **Spanning Tree Protocol**
 - IEEE 802.1D Spanning Tree Protocol (STP)
 - IEEE 802.1w Rapid Spanning Tree Protocol (RSTP)
 - IEEE 802.1s Multiple Spanning Tree Protocol (MSTP), spanning tree by VLAN
 - BPDU Guard
- Supports **Link Aggregation**
 - IEEE 802.3ad Link Aggregation Control Protocol (LACP)
 - Cisco ether-channel (Static Trunk)
 - Maximum 10 trunk groups with 20 ports per trunk group
 - Up to 8Gbps bandwidth (duplex mode)
- Provides port mirror (many-to-1)
- Loop protection to avoid broadcast loops
- Supports ERPS (Ethernet Ring Protection Switching)
- Compatible with Cisco Uni-directional link detection (UDLD) that monitors a link between two switches and blocks the ports on both ends of the link if the link fails at any point between the two devices
- Link Layer Discovery Protocol (LLDP)

Quality of Service

- Ingress Shaper and Egress Rate Limit per port bandwidth control
- 8 priority queues on all switch ports
- Traffic classification
 - IEEE 802.1p CoS
 - IP TOS/DSCP/IP precedence
 - IP TCP/UDP port number
 - Typical network application
- Strict priority and Weighted Round Robin (WRR) CoS policies
- Supports QoS and In/Out bandwidth control on each port
- Traffic-policing on the switch port
- DSCP remarking